



Derivative Insights

23.04.2026



GEOJIT

PEOPLE YOU PROSPER WITH

Option OI Spectrum - Indices

MONTHLY	NIFTY		BANK NIFTY		SENSEX	
	Calls	Puts	Calls	Puts	Calls	Puts
H'st OI Chg	24400	24400	57500	57600	79000	79000
H'st OI	25000	24000	60000	55000	80000	78000
H'st Vol	24400	24400	57500	57000	82000	78000

Upcoming Expiry

WEEKLY	NIFTY		SENSEX		SENSEX Weekly	23.04.2026
	Calls	Puts	Calls	Puts		
H'st OI Chg	25000	24500	80000	77000	BANK NIFTY Monthly	28.04.2026
H'st OI	25000	24500	80000	77000	NIFTY Monthly	28.04.2026
H'st Vol	24500	24500	79000	78500	SENSEX Monthly	30.04.2026
					NIFTY Weekly	05.05.2026

Stock Futures in Focus

Future*	Pr Close	Pr % Chg	OI % Chg	Comments
UNIONBANK	193.31	1.07	6.76	Long Buildup
INFY	1272.20	-3.25	-9.82	Long Unwinding

Comments:

Nifty weekly contract has the highest open interest at 25000 CE and 24500 PE while monthly contracts have the highest open interest at 25000 CE and 24000 PE. The highest OI addition was seen at 25000 CE and 24500 PE in weekly and at 24400 CE and 24400 PE in monthly contracts. FIs decreased their future index long holdings by 2.36%, increased future index shorts by 3.11% and in index options, 7.58% increase in Call longs, 11.37% increase in Call short, 19.43% increase in Put longs and 8.73% increase in Put shorts.

Index F&O

	NIFTY		BANK NIFTY		SENSEX	
	Last	Chg	Last	Chg	Last	Chg
Near Future	24385	-201	57165	-210	78621	-739
Discount	7	-2	41	37	105	18
Straddle*	432	-51	1194	-139	622	-413

FII Activity in Index F&O

	Fut longs	Fut shorts	CE Longs	CE Shorts	PE Longs	PE Shorts
OI % Change	-2.36	3.11	7.58	11.37	19.43	8.73
Open Interest	70406	253720	469533	819012	678084	473066

* Upcoming Expiry

Stock Options

Upmoves Nearing Resistance

Ticker Symbol	CMP	Call strike
BSE	3499.2	3500
ADANIGREEN	1198.85	1200
DMART	4594.8	4600
LICHSGFIN	559.05	560
SUPREMEIND	3691.5	3700

These stocks have shown uptrend, but await break of key resistance as indicated by the strike with the highest CE OI.

Consolidation Underway

Ticker Symbol	CMP	CE Strike	PE Strike	% Range
BOSCHLTD	37885	40000	30000	26.40
OFSS	8126.5	9000	7000	24.61
FORCEMOT	21771	25000	20000	22.97
TATACONSUM	1178.6	1200	930	22.91
PHOENIXLTD	1809.4	1900	1500	22.11

These stocks are undergoing consolidation, unable to break beyond previous congestion points, as indicated by the CE and PE strikes with the highest OI. Given the distance between the key CE and PE strikes, upmoves/downmoves may take time to gain momentum.

Upside Breakout Underway

Ticker Symbol	CMP	Call strike
SUZLON	54.57	45
ADANIPOWER	215.64	180
BANDHANBNK	176.51	150
HINDALCO	1039.9	900
GAIL	166.12	144

These stocks have shown uptrend, and have just broken above resistance as indicated by the strike with the highest CE OI.

Downmoves Nearing Support

Ticker Symbol	CMP	Put strike
LUPIN	2307.9	2300
TMPV	361.85	360
LT	4021.2	4000
MAXHEALTH	1005.35	1000
IEX	125.78	125

Downtrend may have started for these stocks, but await break of support as indicated by the strike with the highest PE OI.

Narrow Range

Ticker Symbol	CMP	CE Strike	PE Strike	% Range
NTPC	405.4	395	400	1.23
SUZLON	54.57	45	46	1.83
HEROMOTOCO	5189	5300	5200	1.93
MAXHEALTH	1005.35	1020	1000	1.99
DALBHARAT	1992.8	2000	1960	2.01

These stocks are undergoing consolidation, in a narrow trading range as indicated by the strikes with the highest CE and PE OI. Potential candidates for buying straddles/strangles in anticipation of breakout.

Downside Breakout Underway

Ticker Symbol	CMP	Put strike
AMBUJACEM	460.9	540
PATANJALI	472.2	510
INDUSTOWER	408.15	430
MPHASIS	2331	2400
LTF	294.03	300

These stocks have shown downtrend, and have just broken below support as indicated by the strike with the highest PE OI, pointing to more downsides.

Stock Futures

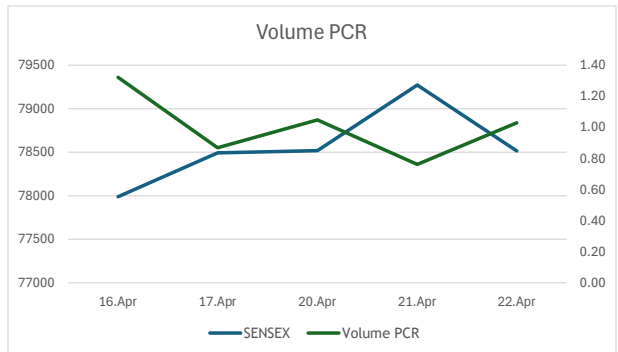
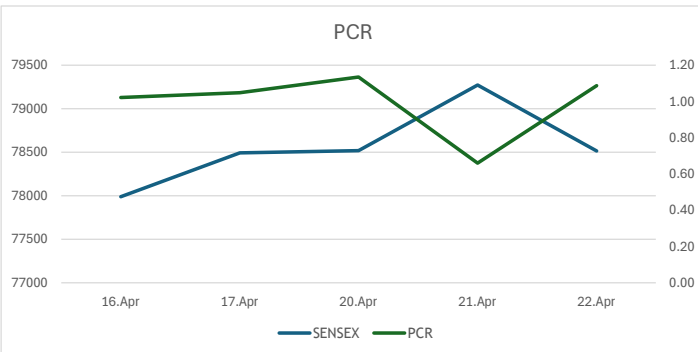
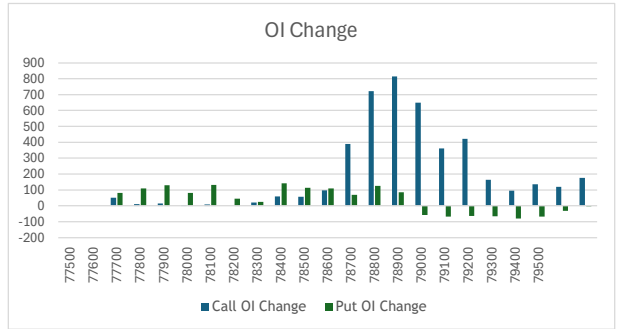
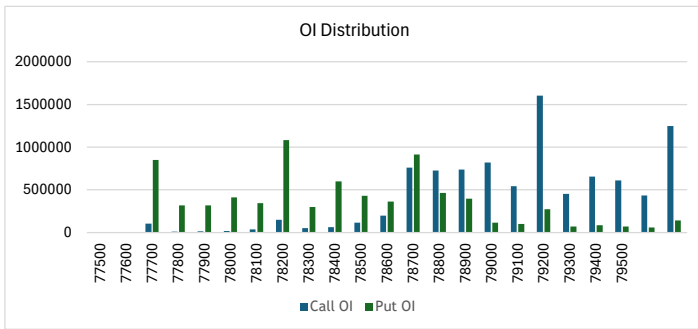
Long buildup			Short covering			Short buildup			Long unwinding		
Scripcode	Prc%	OI%	Scripcode	Prc%	OI%	Scripcode	Prc%	OI%	Scripcode	Prc%	OI%
ABB	5.17	1.65	IREDA	8.97	-0.67	TATAELXSI	-7.49	42.88	HCLTECH	-10.60	-6.52
SIEMENS	3.04	0.17	ADANIENSOL	7.90	-9.96	COFORGE	-4.18	0.46	360ONE	-4.88	-11.70
OFSS	2.71	3.39	EXIDEIND	6.43	-9.49	CDSL	-2.91	7.54	PERSISTENT	-4.86	-2.76
GODFRYPHP	2.56	3.36	ADANIPOWER	5.79	-10.68	TECHM	-2.62	1.24	MPHASIS	-3.37	-3.33
MANKIND	1.73	0.41	KAYNES	5.44	-2.03	NYKAA	-1.82	1.41	INFY	-3.25	-9.82
HAVELLS	1.17	8.87	MOTHERSON	5.22	-4.38	NUVAMA	-1.14	0.61	M&M	-2.92	-8.14
UNIONBANK	1.07	6.76	TIINDIA	4.97	-5.43	KFINTECH	-0.76	1.51	LTM	-2.55	-7.35
ASHOKLEY	1.04	1.80	MANAPPURAM	4.50	-13.02	MUTHOOTFIN	-0.66	0.39	TCS	-2.43	-0.72
TRENT	0.79	0.54	INOXWIND	4.49	-13.99	DRREDDY	-0.49	1.51	TVSMOTOR	-2.42	-2.07

Data source: Bloomberg, NSE, BSE

SENSEX Expiry Insights

CALL						PUT									
OI Advance			OI Decline			Most Active		OI Advance			OI Decline			Most Active	
Strike	OI	OI Chg	Strike	OI	OI Chg	Strike	Volume	Strike	OI	OI Chg	Strike	OI	OI Chg	Strike	Volume
80000	2090000	1586580	82300	85580	-64320	79000	86683860	77000	1743800	977380	79000	271720	-459360	78500	81983160
79000	1603000	1295780	82700	44340	-61760	79500	60308500	76500	1329400	533080	72000	147540	-408180	78000	76554860
80500	1471560	1060720	83600	21760	-39220	80000	56129620	75500	1018840	493780	79200	85860	-343320	78600	61025340
81500	1508920	893240	84000	359160	-34760	78000	56020960	76700	560120	475720	68000	63880	-330240	78700	53211480
79500	1246640	794380	83400	16140	-12520	78800	50631500	77500	852360	383780	73000	357540	-243580	77500	45477260

Option Spectrum												
Call						Put						
Comments	Volume	Price	OI	OI%Chg	Price%	Strike	Price%	OI%Chg	OI	Price	Volume	Comments
Short Addition	67740	993.9	9500	10.98	-44.09	77600	-33.07	109.26	317160	69	22404300	Short Addition
Short Addition	131780	921.4	15000	13.64	-45.82	77700	-28.03	129.35	317280	82.8	24712660	Short Addition
Short Addition	259640	829.1	20520	2.7	-48.61	77800	-22.59	80.76	413180	98.85	28292080	Short Addition
Short Addition	260080	754.1	35400	9.33	-50.47	77900	-16.01	130.79	345680	117	24091160	Short Addition
Long Unwinding	4310600	683.15	150400	-0.11	-52.39	78000	-9.62	44.56	1083600	139.5	76554860	Short Addition
Short Addition	978320	599.65	53980	20.44	-55.94	78100	-3.9	25.07	297600	164	25687620	Short Addition
Short Addition	2730260	530.1	63860	59.73	-58.38	78200	3.49	142.26	597420	192.95	38052160	Long Addition
Short Addition	4703840	464.75	115140	56.27	-61	78300	10.4	112.74	431740	227.75	36647280	Long Addition
Short Addition	10711780	402.95	198020	96.92	-63.74	78400	17.52	109.8	360560	266.65	41988060	Long Addition
Short Addition	43256040	348.5	761680	389.64	-66.19	78500	24.2	68.47	911880	311.55	81983160	Long Addition
Short Addition	48436940	298.65	726180	720.91	-68.98	78600	29.36	126.09	461500	358	61025340	Long Addition
Short Addition	56020960	253.75	735860	815.7	-71.43	78700	34.52	84.99	398100	409.6	53211480	Long Addition
Short Addition	50631500	212.5	821000	648	-74.05	78800	40.42	-57.36	116260	469.85	31810260	Short Covering
Short Addition	37793920	178.8	541500	361.09	-76.21	78900	46.1	-68.31	101300	536.1	16381960	Short Covering
Short Addition	86683860	149.9	1603000	421.78	-78.22	79000	50.82	-62.83	271720	607.95	25095620	Short Covering
Short Addition	28027460	123.45	453240	163.76	-80.29	79100	55.12	-65.6	70720	684.95	6102520	Short Covering
Short Addition	33890800	102.5	653040	95.86	-81.94	79200	58.5	-79.99	85860	766.65	3460060	Short Covering
Short Addition	28912200	85.3	608480	135.41	-83.4	79300	59.34	-68.38	71860	842.25	1923640	Short Covering
Short Addition	23719020	70.75	433300	119.15	-84.75	79400	61.95	-32.07	58620	934.2	743420	Short Covering
Short Addition	60308500	57.95	1246640	175.65	-86.05	79500	60.86	-3.22	139960	1012.8	1867000	Short Covering



DISCLAIMERS & DISCLOSURES:

CERTIFICATION

I, Tency N. Kurien, analyst of Geojit Investments Limited, hereby certify that all the views expressed in this research report reflect our personal views about any or all of the subject issuer or securities. This report has been prepared by the Research Team of Geojit Investments Limited.

The Research Analyst hereby declare that:

- i. It is duly registered with SEBI as a Research Analyst pursuant to the SEBI (Research Analysts) Regulations, 2014 and its registration details are: INH000019567
- ii. It has registration and qualifications required to render the services contemplated under the SEBI (Research Analysts) Regulations, 2014 ("RA Regulations"), and the same are valid and subsisting.
- iii. Research analyst services provided by it do not conflict with or violate any provision of law, rule or regulation, contract, or other instrument to which it is a party or to which any of its property is or may be subject;
- iv. The maximum fee that may be charged by Research Analyst is ₹1.51 lakhs per annum per family of client.
- v. The recommendations provided by Research Analyst do not provide any assurance of returns.

COMPANY OVERVIEW

Geojit Investments Limited Corporate Identification Number (CIN): U66110KL2023PLC080586 and SEBI Registration Number - Research Entity: INH000019567, having its registered office at 7th Floor, 34/659 - P, Civil Line Road, Padivattom, Edappally, Ernakulam, Kerala, India, 682024 is an investment services company with memberships in National Stock Exchange (NSE), Bombay Stock Exchange (BSE), Multi Commodity Exchange (MCX) and National Commodity & Derivatives Exchange (NCDEX). GIL offers advanced trading and investing platforms, and in-depth research reports & recommendations on equities, commodities, currencies and bonds. As a depository participant of NSDL and CDSL, GIL offers comprehensive investment related services like de-materialization, transmission and, hassle free distribution of benefits from corporate actions. GIL as a SEBI registered Research Entity, prepares and shares research data and reports periodically with clients, investors, stake holders and general public in compliance with the Securities and Exchange Board of India Act, 1992, the Securities and Exchange Board Of India (Research Analysts) Regulations, 2014 and/or any other applicable directives, instructions or guidelines issued by the Regulators from time to time.

DISTRIBUTION OF REPORTS

This document is not for public distribution and has been furnished to you solely for your information and must not be reproduced or redistributed to any other person. Geojit Investments Limited will not treat the recipients of this report as clients by virtue of their receiving this report.

GENERAL REPRESENTATION

The research reports do not constitute an offer or solicitation for the purchase or sale of any financial instruments, inducements, promise, guarantee, warranty, or as an official confirmation of any transaction or contractual obligations of any kind. This report is provided for assistance only and is not intended to be and must not alone be taken as the basis for an investment decision. The information contained herein is from publicly available data or other sources believed to be reliable, but we do not represent that it is accurate or complete and it should not be relied on as such. We have also reviewed the research report for any untrue statements of material facts or any false or misleading information. While we endeavour to update on a reasonable basis the information discussed in this material, there may be regulatory, compliance, or other reasons that prevent us from doing so.

RISK DISCLOSURE

Geojit Investments Limited and/or its Affiliates and its officers, directors and employees including the analyst/authors shall not be in any way held responsible for any loss or damage that may arise to any person from any inadvertent error in the information contained in this report. Investors may lose his/her entire investment under certain market conditions, so before acting on any advice or recommendation in this material, investors should consider whether it is suitable for their particular circumstances and, if necessary, seek professional advice. This report does not take into account the specific investment objectives, financial situation/circumstances and the particular needs of any specific person who may receive this document. The user assumes the entire risk of any use made of this information. Each recipient of this report should make such investigation as it deems necessary to arrive at an independent evaluation of an investment in the securities of companies referred to in this report (including the merits and risks involved). The price, volume and income of the investments referred to in this report may fluctuate and investors may realize losses that may exceed their original capital.

TECHNICAL DISCLAIMER

We have prepared this report based on information believed to be reliable. The recommendations herein are based on 12-month horizon, unless otherwise specified. The investment ratings are on absolute positive/negative return basis. It is possible that due to volatile price fluctuation in the near to medium term, there could be a temporary mismatch to rating. For reasons of valuations/return/lack of clarity/event we may revisit rating at appropriate time. The stocks always carry the risk of being upgraded to buy or downgraded to a hold, reduce or sell. The opinions expressed are subject to change, but we have no obligation to tell our clients when our opinions or recommendations change. This report is non-inclusive and does not consider all the information that the recipients may consider material to investments. This report is issued by Geojit Investments Limited without any liability/undertaking/commitment on the part of itself or any of its entities. We may have issued or may issue on the companies covered herein, reports, recommendations or information which is contrary to those contained in this report. The securities described herein may not be eligible to all categories of investors. Reports based on technical analysis is focused on studying charts of a stock's price movement and trading volume, as opposed to focusing on a company's fundamentals and as such, may not match with a report on a company's fundamentals. We may have issued or may issue on the companies covered herein, reports, recommendations or information which is contrary to those contained in this report. Opinions expressed herein are our current opinions as of the date appearing on this report only. Geojit Investments Limited does not guarantee returns, profits, accuracy, or risk-free investments from the use of its research services. All opinions, projections, estimates in the reports are based on the analysis of available data under certain assumptions as of the date of preparation/publication of the report. Any investment made based on recommendations in the reports are subject to market risks, and recommendations do not provide any assurance of returns. There is no recourse to claim any losses incurred on the investments made based on the recommendations in the research report. Any reliance placed on the report provided by Geojit Investments Limited shall be as per the client's own judgement and assessment of the conclusions contained in the report. The SEBI registration, Enlistment with RAASB, and NISM certification do not guarantee the performance of the RA or assure any returns to the client.

JURISDICTION

The securities described herein may not be eligible for sale in all jurisdictions or to all categories of investors. The countries in which the companies mentioned in this report are organized may have restrictions on investments, voting rights or dealings in securities by nationals of other countries. Distributing/taking/sending/dispatching/transmitting this document in certain foreign jurisdictions may be restricted by law, and persons into whose possession this document comes should inform themselves about and observe any such restrictions. Failure to comply with this restriction may constitute a violation of any foreign jurisdiction laws. Foreign currencies denominated securities are subject to fluctuations in exchange rates that could have an adverse effect on the value or price of or income derived from the investment. Investors in securities such as ADRs, the value of which are influenced by foreign currencies effectively assume currency risk.

REGULATORY DISCLOSURES:

Geojit Investments Limited is a wholly owned subsidiary of Geojit Financial Services Limited. Group Companies / fellow subsidiaries of GIL are Geojit Financial Services Limited, Geojit Technologies Private Limited (Software Solutions provider), Geojit Credits Private Limited (NBFC Services provider), Geojit Fintech (P) Limited, Geojit IFSC Limited (a company incorporated under IFSC regulations), Qurum Business Group Geojit Securities LLC. (a joint venture of holding company in Oman engaged in financial services) Barjeel Geojit Financial Services LLC (a joint venture of holding company in UAE engaged in financial services) BBK Geojit Business Consultancy and Information KSC (C) (a fellow subsidiary in Kuwait engaged in financial services) and Aloula Geojit Capital Company (a joint venture in Saudi Arabia under liquidation. In the context of the SEBI Regulations on Research Analysts (2014), Geojit Investments Limited affirms that we are a SEBI registered Research Entity and in the course of our business as a stock market intermediary, we issue research reports /research analysis etc that are prepared by our Research Analysts. We also affirm and undertake that no disciplinary action has been taken against us or our Analysts in connection with our business activities.

In compliance with the above-mentioned SEBI Regulations, the following additional disclosures are also provided which may be considered by the reader before making an investment decision:

1. Disclosures regarding Ownership*:

Geojit Investments Limited confirms that:

(i) Geojit Investments Limited /its associates do not have financial interest in relation to the subject company (ies) covered herein/ has no other material conflict in relation to subject company, at the time of publication of the research report.

It/its associates have no actual beneficial ownership greater than 1% or more in relation to the subject company (ies) covered herein, at the end of the month immediately preceding the date of publication of the research report

Further, the Analyst confirms that:

(i) he, his associates and his relatives shall take reasonable care to ensure that they do not have stock holding in the securities covered herein, nor have any other financial interest, or other material conflict in the same, at the time of publication of the research report.

(ii) he, his associates and his relatives have no actual/beneficial ownership greater than 1% or more in the subject company covered, at the end of the month immediately preceding the date of publication of the research report

2. Disclosures regarding Compensation:

During the past 12 months, Geojit Investments Limited or its Associates:

(a) Have not received any compensation from the subject company; (b) Have not managed or co-managed public offering of securities for the subject company (c) Have not received any compensation for investment banking or merchant banking or brokerage services from the subject company (d) Have not received any compensation for products or services, other than investment banking or merchant banking or brokerage services from the subject company. (e) Have not received any compensation or other benefits from the subject company or third party in connection with the research report (f) The subject company is / was not a client during twelve months preceding the date of distribution of the research report, unless notified.

3. Disclosure by Geojit Investments Limited regarding the compensation paid to its Research Analyst:

Geojit Investments Limited hereby confirms that no part of the compensation paid to the persons employed by it as Research Analysts is based on any specific brokerage services or transactions pertaining to trading in securities of companies contained in the Research Reports.

4. Disclosure regarding the Research Analyst's connection with the subject company:

It is affirmed that, I, Tency N. Kurien, research analyst of Geojit Investments Limited have not served as an officer, director or employee of the subject company.

5. Disclosure regarding Market Making activity:

Neither Geojit Investments Limited /its Analysts have engaged in market making activities for the subject company.

6. Disclosure regarding conflict of interests

Geojit Investments Limited shall abide by the applicable regulations/ circulars/ directions specified by SEBI and Research Analyst Administration and Supervisory Body (RAASB) from time to time in relation to disclosure and mitigation of any actual or potential conflict of interest. Geojit Investments Limited will endeavour to promptly inform the client of any conflict of interest that may affect the services being rendered to the client.

Please ensure that you have read the "Risk Disclosure Documents for Capital Market and Derivatives Segments" as prescribed by the Securities and Exchange Board of India before investing.

7. Neither Geojit Investments Limited nor its Analysts have utilized any AI tools in the preparation of the research reports.

GRIEVANCE REDRESSAL

Compliance Officer

Ms. Indu K.

Geojit Investments Ltd

7th Floor, 34/659-P, Civil Line Road,

Padivattom, Edapally, Ernakulam,

682024

Kerala, India

Tele: 0484 -400 1367/ 641 1367

Email: compliance@geojit.com

Grievance Officer

Mr Nitin K

Geojit Investments Ltd

7th Floor, 34/659-P, Civil Line Road,

Padivattom, Edapally, Ernakulam,

682024

Kerala, India

Tele: 0484- 400 1363/ 641 1363

Email : grievances@geojit.com

STANDARD WARNING

Investment in securities market are subject to market risks. Read all the related documents carefully before investing.